


# FANS GIGOLSTAR



Made in Italy

- **SERRE**
- **ALLEVAMENTI**
- **INDUSTRIE**

- **GREENHOUSES**
- **BREEDINGS**
- **INDUSTRIES**

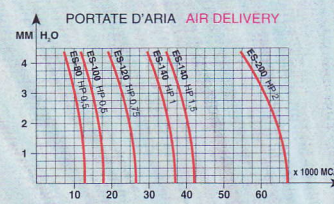
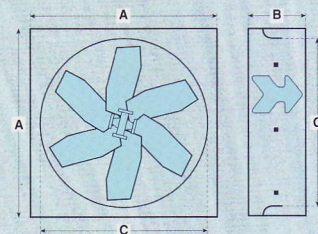


**DIMENSIONI SIZE**

TIPO TYPE	A	B	C	PESO WEIGHT
ES-200 R/S*	1930	450	69"	100
ES-200 R/R**	1930	450	69"	75
ES-140 R/S	1380	405	50"	70
ES-140 R/R	1380	330	50"	50
ES-120 R/S	1150	405	39"	50
ES-120 R/R	1150	330	39"	40
ES-100 R/S	960	405	31"	44
ES-100 R/R	960	330	31"	32
ES-80 R/S	800	405	26"	32
ES-80 R/R	800	330	26"	28

**DATI TECNICI TECHNICAL INFORMATIONS**

MODELLO TYPE	MOTORE MOTOR	KW	VOLTAGGIO VOLTAGE	Hz
ES-200	HP 2	1,5	230/400	50/60
ES-200	HP 1,5	1,1	230/400	50/60
ES-140	HP 1,5	1,1	230/400	50/60
ES-140	HP 1	0,75	230/400	50/60
ES-120	HP 1	0,75	230/400	50/60
ES-120	HP 0,75	0,55	230/400	50/60
ES-100	HP 0,75	0,55	230/400	50/60
ES-100	HP 0,5	0,37	230/400	50/60
ES-80	HP 0,5	0,37	230/400	50/60
ES-80	HP 0,35	0,26	230/400	50/60



\* R/S = Rete e serranda **Grid and shutters** \*\* R/R = Rete + rete **Grid & grid**

**PORTATA D'ARIA: M³ H AIRFLOW: M³ H**

Ventilatori Fans EOLOSTAR	HP	0 PA		10 PA		20 PA		30 PA	
		m³ h	W 1000 m³	m³ h	W 1000 m³	m³ h	W 1000 m³	m³ h	W 1000 m³
ES-200	2	72.411	20,72	69.546	21,57	66.159	22,67	62.604	23,96
	1,5	64.623	18,57	63.211	18,98	62.011	19,35	59.522	20,16
ES-140	1,5	41.306	29,05	38.701	31,01	36.803	32,61	35.613	33,70
	1	37.965	22,39	35.832	23,72	33.608	25,29	31.943	26,61
ES-120	1	27.144	31,31	25.919	32,79	24.512	34,68	23.510	36,15
	0,75	24.929	24,07	22.708	26,42	21.633	27,74	19.911	30,13
ES-100	0,75	18.633	32,20	16.900	35,50	15.983	37,54	15.063	39,83
	0,5	17.184	23,28	15.823	25,28	14.705	27,20	13.904	28,77
ES-80	0,5	15.655	25,55	13.822	28,94	12.204	32,78	11.053	36,19
	0,35	13.613	25,71	12.307	28,44	11.112	31,50	10.102	34,65

**PORTATA D'ARIA: CFM AIRFLOW: CFM**

Ventilatori Fans EOLOSTAR	HP	0.00"		0.04"		0.08"		0.12"	
		CFM	C/W	CFM	C/W	CFM	C/W	CFM	C/W
ES-200	2	42.595	28,40	40.909	27,27	38.917	25,94	36.826	24,55
	1,5	38.014	31,68	37.183	30,99	36.477	30,40	35.013	29,18
ES-140	1,5	24.298	20,25	22.765	18,97	21.649	18,04	20.949	17,46
	1	22.332	26,27	21.078	24,80	19.769	23,26	18.790	22,11
ES-120	1	15.967	18,78	15.246	17,94	14.419	16,96	13.829	16,27
	0,75	14.664	24,44	13.358	22,26	12.725	21,21	11.712	19,52
ES-100	0,75	10.961	18,27	9.941	16,57	9.402	15,67	8.861	14,77
	0,5	10.108	25,27	9.308	23,27	8.650	21,63	8.179	20,45
ES-80	0,5	9.209	23,02	8.131	20,33	7.179	17,95	6.502	16,25
	0,35	8.008	22,88	7.239	20,68	6.536	18,68	5.942	16,98

I ventilatori sono stati provati a norma U.N.I.7179-73P. Le specifiche tecniche sono soggette a variazioni per miglioramenti, senza preavviso.  
 The fans has been tested at U.N.I. rules 7179-73P. The technical informations can be changed for improvements, without forewarning.

**AVVISO:** Per Vs. richieste di pezzi di ricambio pregasi comunicare prima il modello di ventilatore (es. ES 80 R/S o R/R, ES 100 R/S o R/R etc.) poi il numero di riferimento del pezzo.

**NOTICE:** For your spare parts orders, please communicate to us, before the model of the fan (ex. ES 80 R/S or R/R, ES 100 R/S or R/R; etc.) after the referring number of the piece.

**AVIS:** Pour votre commandes des morceaux de rechange, veuillez svp. nous communiquer avant le modèle de ventilateur (es. ES 80 R/S ou R/R, ES 100 R/S ou R/R etc.) après le numero de reference.

**COMPONENTI VENTILATORE**

1	Pannello per cassa	18	Angolare superiore
2	Boccaglio 2	19	Lamella
3	Boccaglio 3	20	Lamella 20
4	Mozzo per pale	21	Lamella 21
5	Pala	22	Angolare inferiore
6	Distanziale	23	Chiusura laterale
7	Cuscinetto	24	Snodo lamella
8	Motore	25	Leva 25
9	Braccio 9	26	Leva 26
10	Braccio 10	27	Star look
11	Puleggia 11	28	Peso
12	Puleggia 12	29	Bullone
13	Copripuleggia	30	Sistema centrifugo
13A	Copripuleggia	31	Raccordo snodi
14	Rondella	32	Cinghiolo
15	Rete	33	Bussola crociera
16	Inserto	34	Protezione puleggia
17	Fiancata serranda	35	Rete protezione serranda

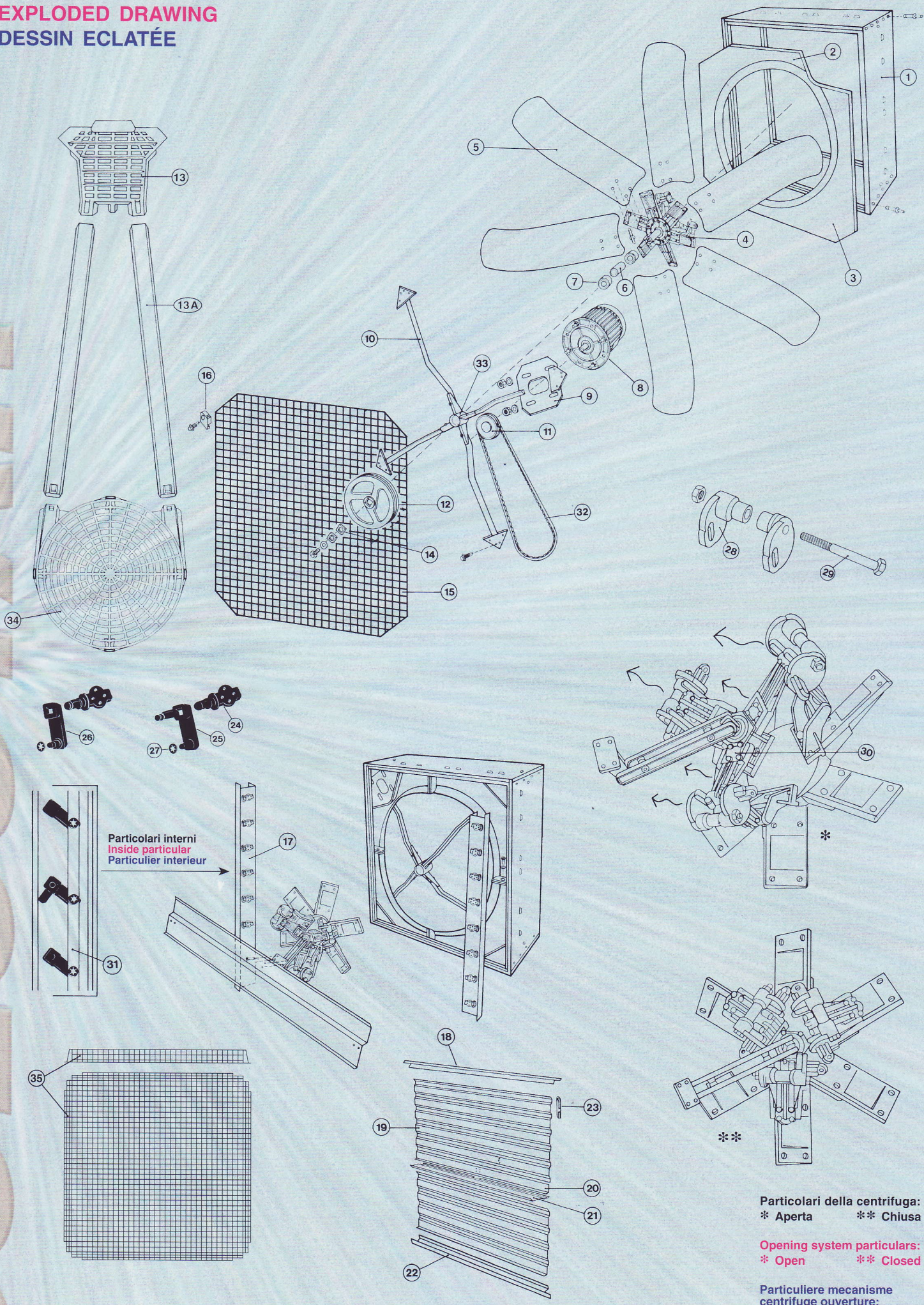
**FAN COMPONENTS**

1	Panel for box	18	Superior angular
2	Nozzle 2	19	Lamella
3	Nozzle 3	20	Lamella 20
4	Hub for blade	21	Lamella 21
5	Blade	22	Inferior angular
6	Distantial	23	Lateral closing
7	Bearing	24	Lamella joint
8	Motor	25	Lever 25
9	Arm 9	26	Lever 26
10	Arm 10	27	Star look
11	Pulley 11	28	Weight
12	Pulley 12	29	Bolt
13	Pulleycap	30	Centrifugal system
13A	Pulleycap	31	Joint connection
14	Washer	32	Belt
15	Grid	33	Crossing hub
16	Insert	34	Pulley protection
17	Shutter side	35	Shutter protection grid

**COMPOSANTES VENTILATEUR**

1	Panneau for caisse	18	Angulaire superieur
2	Embouchure 2	19	Piece du volet
3	Embouchure 3	20	Piece du volet 20
4	Moyeu pour pales	21	Piece du volet 21
5	Pale	22	Angulaire inferieur
6	Distantial	23	Fermeteure lateral
7	Roulement	24	Dénoeuement du volet
8	Moteur	25	Levier 25
9	Bras 9	26	Levier 26
10	Bras 10	27	Star look
11	Poulie 11	28	Poids
12	Poulie 12	29	Boulon
13	Couvre-poulie	30	Système centrifuge
13A	Couvre-poulie	31	Raccordement dénoeuement
14	Rondelle	32	Courroie
15	Grillage	33	Moyeu pour bras
16	Inséré	34	Protection poulie
17	Butée du volet	35	Grillage protection volet

**DISEGNO ESPLOSO**  
**EXPLODED DRAWING**  
**DESSIN ECLATÉE**



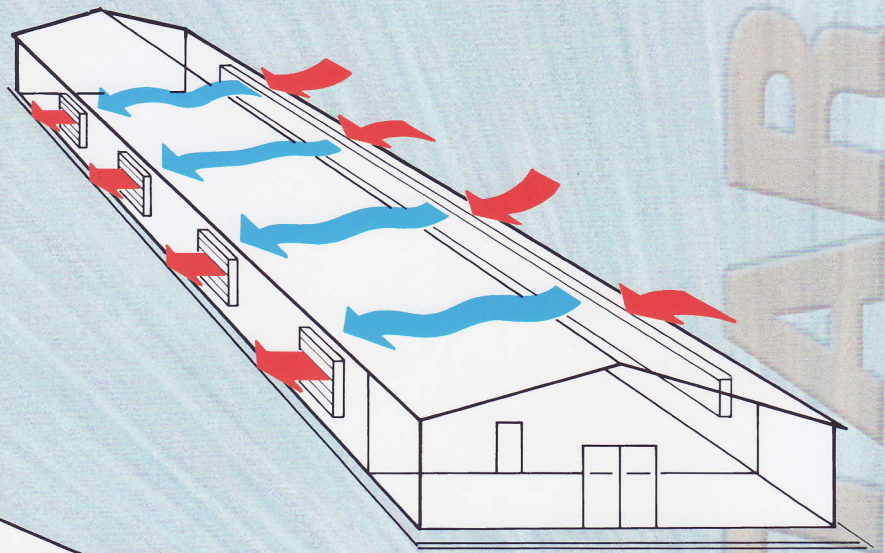
Particolari interni  
 Inside particular  
 Particulier interieur

Particolari della centrifuga:  
 \* Aperta      \*\* Chiusa

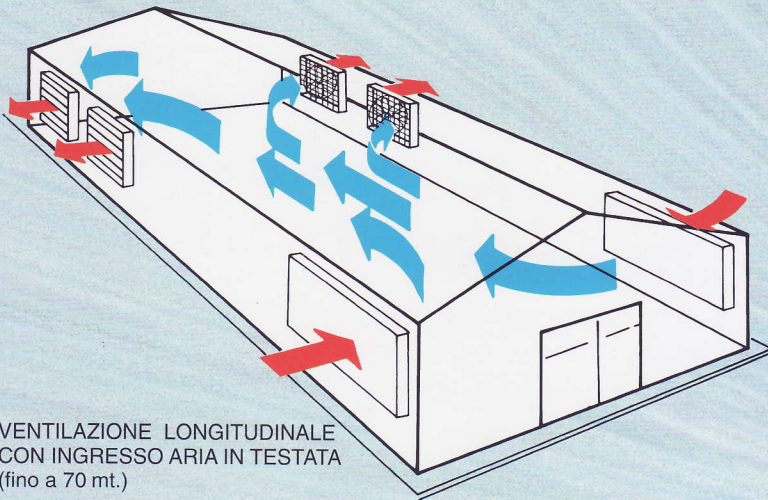
Opening system particulars:  
 \* Open        \*\* Closed

Particuliere mecanisme  
 centrifuge ouverture:  
 \* Ouvert      \*\* Fermé

**SCHEMI  
DI APPLICAZIONE**  
**APPLIED PLAN**

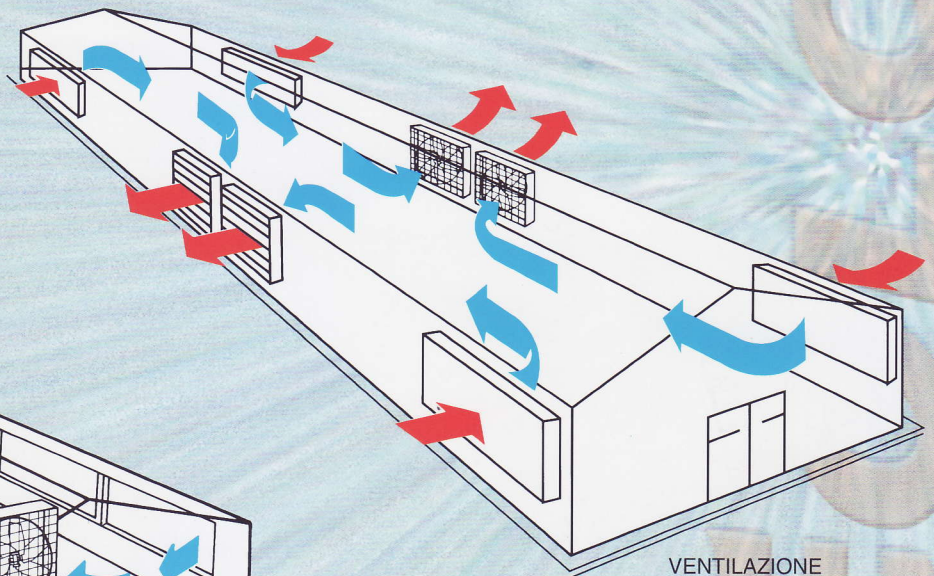


VENTILAZIONE TRASVERSALE  
CROSSWISE VENTILATION



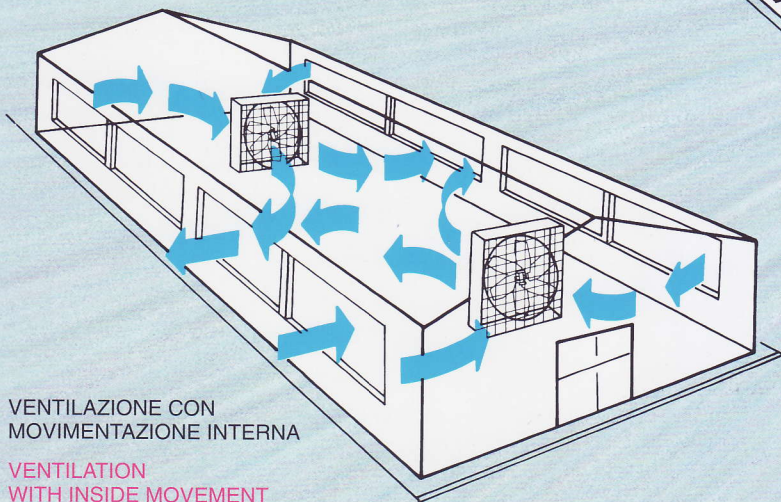
VENTILAZIONE LONGITUDINALE  
CON INGRESSO ARIA IN TESTATA  
(fino a 70 mt.)

LENGTHWISE VENTILATION  
WITH HEAD CONVEYING AIR  
(up to 70 mt.)



VENTILAZIONE  
LONGITUDINALE  
CON INGRESSO ARIA ALLE TESTATE  
(oltre 70 mt.)

LENGTHWISE VENTILATION  
WITH HEADS CONVEYING AIR  
(over 70 mt.)



VENTILAZIONE CON  
MOVIMENTAZIONE INTERNA

VENTILATION  
WITH INSIDE MOVEMENT



**GIGOLA & RICCARDI s.p.a.**



**VENTILATORI - FANS**

Sede legale e operativa:  
25046 CAZZAGO S/M (BS) Italy - Via A. Volta, 7  
Tel. 0039 030 725368 - Fax 0039 030 7255438

**PANNELLO COOLING - PAD COOLING SYSTEMS**

Unità produttiva:  
25030 ERBUSCO (BS) Italy - Via dell'Industria, 41  
Tel. 0039 030 7242316 - Fax 0039 030 7248406

E-mail: [info@gigolariccardi.it](mailto:info@gigolariccardi.it)